

Cuaderno de actividades

ACTIVIDADES DE MATEMÁTICAS

14

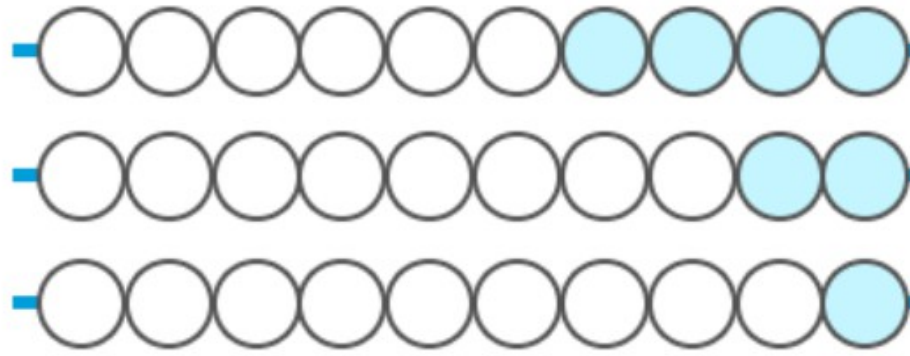


Fichas con ábacó


.....
Este cuaderno es gratuito, consigue más en www.edufichas.com
.....

gracias


Nombre: _____




124



426




372




142


Nombre: _____




564



187



641



233

Nombre: _____




Three rows of ten circles each for dot-marker activity. The first row has 10 grey circles. The second row has 6 white circles followed by 4 grey circles. The third row has 10 grey circles. A red rounded rectangle is on the right for the answer.


Three rows of ten circles each for dot-marker activity. The first row has 1 white circle followed by 9 grey circles. The second row has 3 white circles followed by 7 grey circles. The third row has 9 white circles followed by 1 grey circle. A red rounded rectangle is on the right for the answer.

Three rows of ten circles each for dot-marker activity. The first row has 7 white circles followed by 3 grey circles. The second row has 4 white circles followed by 6 grey circles. The third row has 8 white circles followed by 2 grey circles. A red rounded rectangle is on the right for the answer.


Nombre: _____




358



289



901



719

Ábaco



Resuelve las siguientes sumas. Colorea los ábacos.

c d u

$$\begin{array}{r} 52 \\ + 17 \\ \hline \end{array}$$

c d u

$$\begin{array}{r} 94 \\ + 20 \\ \hline \end{array}$$



c d u

$$\begin{array}{r} 32 \\ + 79 \\ \hline \end{array}$$

www.edufichas.com


c d u

$$\begin{array}{r} 48 \\ + 47 \\ \hline \end{array}$$


c d u

$$\begin{array}{r} 55 \\ + 10 \\ \hline \end{array}$$


Nombre: _____




840



149



100



223

Ábaco



Resuelve las siguientes sumas. Colorea los ábacos.

c d u

$$\begin{array}{r} 33 \\ + 41 \\ \hline \end{array}$$

c d u

$$\begin{array}{r} 66 \\ + 18 \\ \hline \end{array}$$



c d u

$$\begin{array}{r} 69 \\ + 41 \\ \hline \end{array}$$

www.edufichas.com


c d u

$$\begin{array}{r} 74 \\ + 22 \\ \hline \end{array}$$


c d u

$$\begin{array}{r} 63 \\ + 87 \\ \hline \end{array}$$


Nombre: _____




477



418



188



675

Nombre: _____


Three rows of ten circles each, used for counting. The first row has 1 white circle followed by 9 grey circles. The second row has 10 white circles. The third row has 1 white circle followed by 9 grey circles. To the right of each row is a blue rectangular box for writing the count.

Three rows of ten circles each, used for counting. The first row has 1 white circle followed by 9 grey circles. The second row has 1 white circle followed by 8 grey circles. The third row has 1 white circle followed by 9 grey circles. To the right of each row is a blue rectangular box for writing the count.


Three rows of ten circles each, used for counting. The first row has 1 white circle followed by 9 grey circles. The second row has 1 white circle followed by 8 grey circles. The third row has 1 white circle followed by 9 grey circles. To the right of each row is a blue rectangular box for writing the count.




Nombre: _____




441



730




319




707


Nombre: _____




326



852




945




150


Nombre: _____




459



928



321



804

Nombre: _____



Three rows of ten circles each for dot-marker activity. The first row has 7 white circles followed by 3 gray circles. The second row has 3 white circles followed by 7 gray circles. The third row has 5 white circles followed by 5 gray circles. A large red-outlined box is positioned to the right of the rows.

Three rows of ten circles each for dot-marker activity. The first row has 10 white circles. The second row has 4 white circles followed by 6 gray circles. The third row has 6 white circles followed by 4 gray circles. A large red-outlined box is positioned to the right of the rows.

Three rows of ten circles each for dot-marker activity. The first row has 5 white circles followed by 5 gray circles. The second row has 2 white circles followed by 8 gray circles. The third row has 8 white circles followed by 2 gray circles. A large red-outlined box is positioned to the right of the rows.

Ábaco



Resuelve las siguientes sumas. Colorea los ábacos.

c d u

$$\begin{array}{r} 35 \\ + 49 \\ \hline \end{array}$$

c d u

$$\begin{array}{r} 73 \\ + 12 \\ \hline \end{array}$$


c d u

$$\begin{array}{r} 71 \\ + 19 \\ \hline \end{array}$$

www.edufichas.com

c d u

$$\begin{array}{r} 37 \\ + 43 \\ \hline \end{array}$$

c d u

$$\begin{array}{r} 26 \\ + 84 \\ \hline \end{array}$$

Ábaco



Resuelve las siguientes sumas. Colorea los ábacos.

c d u

25
+ 36

c d u

31
+ 14



c d u

75
+ 6

www.edufichas.com

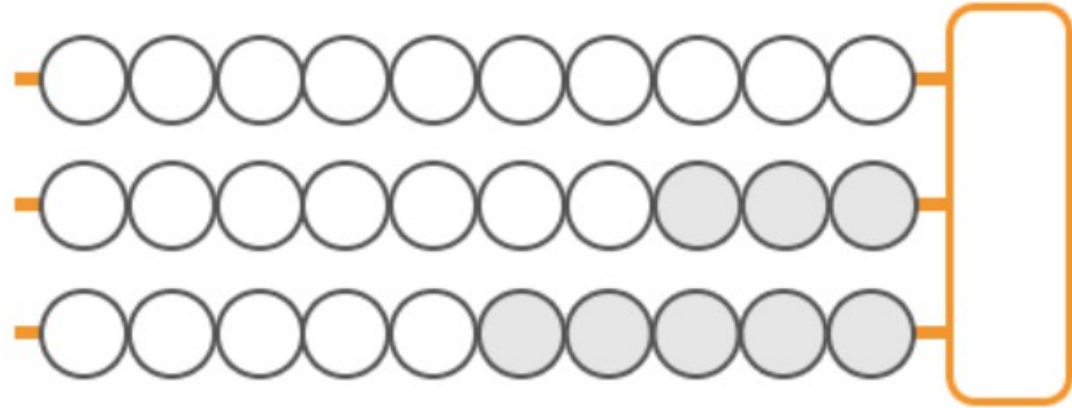
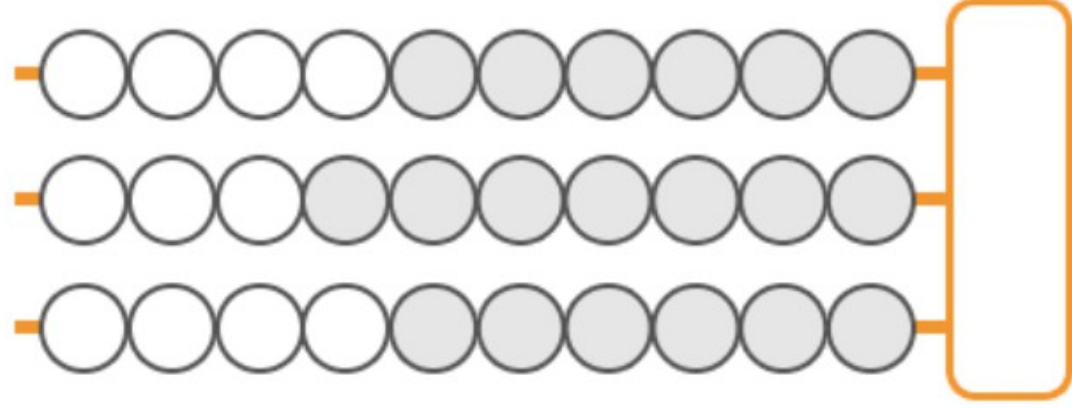
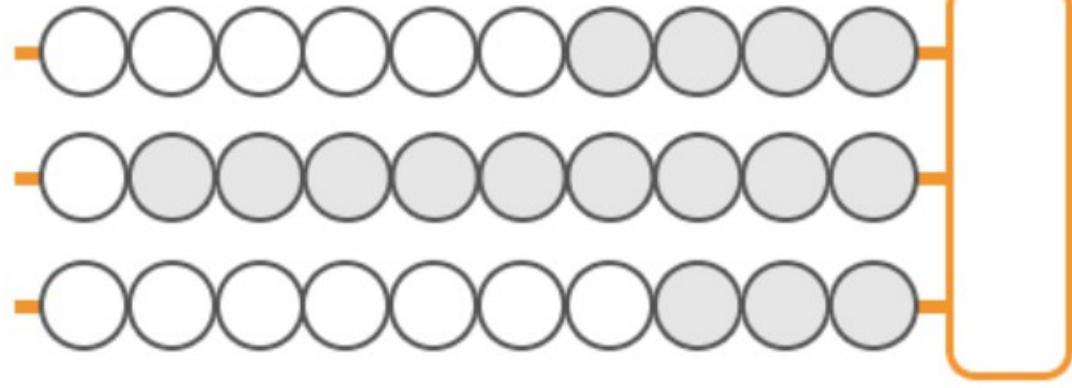
c d u

98
+ 56

c d u

99
+ 35


Nombre: _____




Ábaco




Resuelve las siguientes restas. Colorea los ábacos.



$$\begin{array}{r} 47 \\ - 12 \\ \hline \end{array}$$




$$\begin{array}{r} 55 \\ - 42 \\ \hline \end{array}$$



$$\begin{array}{r} 88 \\ - 52 \\ \hline \end{array}$$



$$\begin{array}{r} 24 \\ - 9 \\ \hline \end{array}$$



$$\begin{array}{r} 61 \\ - 20 \\ \hline \end{array}$$

Ábaco



Resuelve las siguientes restas. Colorea los ábacos.

c d u

88	
- 23

c d u

73	
- 15



c d u

32	
- 14

www.edufichas.com

c d u

81	
- 56

c d u

99	
- 78

Ábaco



Resuelve las siguientes restas. Colorea los ábacos.

c	d	u
○	○	○
○	○	○
○	○	○
○	○	○
○	○	○
○	○	○
○	○	○
○	○	○
○	○	○
○	○	○

67	
- 23	

c	d	u
○	○	○
○	○	○
○	○	○
○	○	○
○	○	○
○	○	○
○	○	○
○	○	○
○	○	○
○	○	○

48	
- 35	



c	d	u
○	○	○
○	○	○
○	○	○
○	○	○
○	○	○
○	○	○
○	○	○
○	○	○
○	○	○
○	○	○

37	
- 12	

www.edufichas.com

c	d	u
○	○	○
○	○	○
○	○	○
○	○	○
○	○	○
○	○	○
○	○	○
○	○	○
○	○	○
○	○	○

66	
- 16	


c	d	u
○	○	○
○	○	○
○	○	○
○	○	○
○	○	○
○	○	○
○	○	○
○	○	○
○	○	○
○	○	○

69	
- 25	


Ábaco




Resuelve las siguientes restas. Colorea los ábacos.



$$\begin{array}{r} 75 \\ - 25 \\ \hline \end{array}$$



$$\begin{array}{r} 49 \\ - 16 \\ \hline \end{array}$$




$$\begin{array}{r} 84 \\ - 36 \\ \hline \end{array}$$






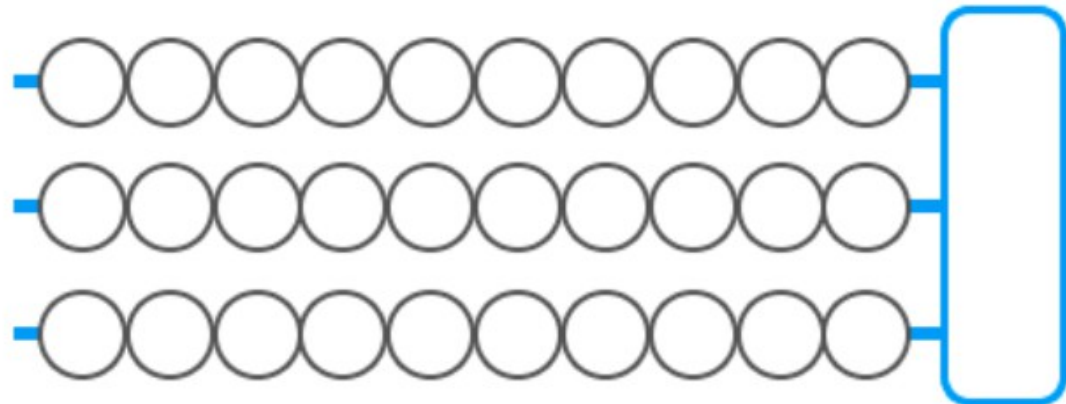
www.edufichas.com

$$\begin{array}{r} 37 \\ - 18 \\ \hline \end{array}$$



$$\begin{array}{r} 46 \\ - 28 \\ \hline \end{array}$$







Nombre: _____

A row of 10 empty circles connected by a horizontal line. A blue bracket is attached to the right side of the row, spanning all 10 circles.A row of 10 empty circles connected by a horizontal line. A blue bracket is attached to the right side of the row, spanning all 10 circles.A row of 10 empty circles connected by a horizontal line. A blue bracket is attached to the right side of the row, spanning all 10 circles.A row of 10 empty circles connected by a horizontal line. A blue bracket is attached to the right side of the row, spanning all 10 circles.

Ábaco



Plantilla. Crea tus propios ejercicios:





Descarga más actividades de matemáticas para niños aquí:

<https://www.edufichas.com/matematicas/>